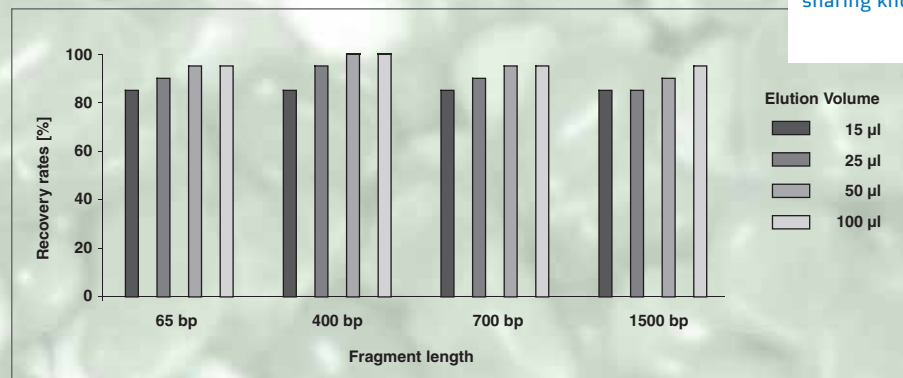


Make your Recovery even for Small Fragments Truly Quantitative!

- ✓ Two applications in one kit
- ✓ High recovery even for small fragments
- ✓ Effective removal of primers
- ✓ Minimized elution volume (15 µl)
- ✓ One buffer for PCR clean-up and gel extraction
- ✓ Fast procedure
- ✓ DNA is suitable for all common downstream applications
- ✓ Support protocols for clean-up of ssDNA and SDS-containing samples

Superior

Purify fragments down to 65 bp with high recovery (90%)




PCR fragments of different sizes were purified using **NucleoSpin® Extract II** and eluted with increasing buffer volumes. The DNA was analyzed on a 1% TAE agarose gel and quantified by the Scanalytics software ONE-Dscan.

NucleoSpin® Extract II allows recoveries of > 90% even for very small fragments.

Quantitative

Obtain high recovery with low elution volume

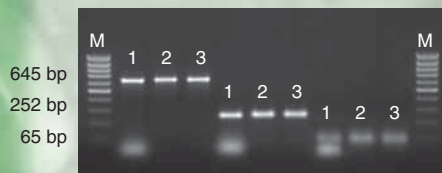


A PCR fragment with a size of 782 bp was purified from a 1% TAE agarose gel according to the standard protocol of **NucleoSpin® Extract II** using different elution volumes as shown. All eluates were adjusted to 25 µl and analyzed on a 1% TAE agarose gel. Recoveries were estimated against reference samples (lane 1 - 4).

Even with an elution volume down to 15 µl recoveries of up to 75-100% can be achieved.

Specific

Complete removal of primers



PCR fragments of 645, 252 and 65 bp were spiked with additional primers. Elution was performed using 50 µl buffer NE. The same percentage of sample volume prior (lane 1) and after (lane 2 and 3) purification was analyzed on a 2% TAE agarose gel (M: 100 bp DNA size marker).

NucleoSpin® Extract II allows complete removal of primers even for PCR fragments down to 65 bp.


Remark: ssDNA smaller than 100 b will be removed completely.

Plesmanlaan 1d
2333 BZ Leiden
The Netherlands
T. +31 (0)71 568 10 00
T. Belgium: 0800 71640
F. +31 (0)71 568 10 10
info@bioke.com
www.bioke.com

BIOKÉ
sharing knowledge

Universal

Covers all common polymerase buffer systems

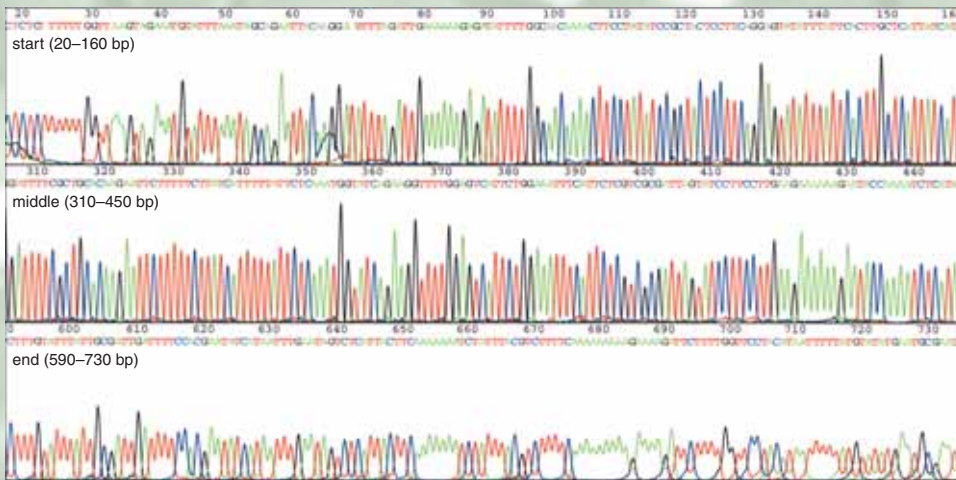


A PCR fragment with a size of 165 bp was amplified using different DNA-Polymerases (a - c). Additional primers were added and the mixture was purified using competitor kits from Q, S and R. The elution was performed with 25 µl buffer NE. For analysis the complete eluate was loaded onto a 1% TAE agarose gel (u: unpurified).

In comparison to MN (NucleoSpin® Extract II) all other kits show lower recovery or inefficient removal of primers.

Please note that Q shows a comparable recovery but inefficient removal of primers!

Reliable



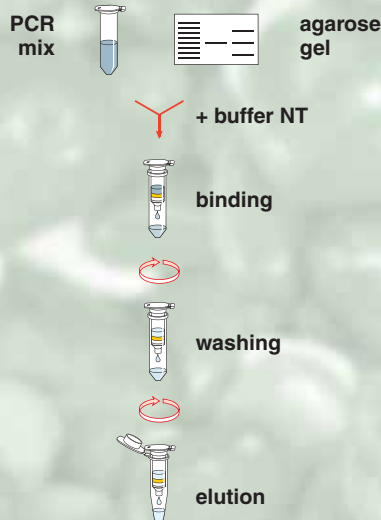
50 ng of a 1730 bp PCR product purified using **NucleoSpin® Extract II** have been cycle-sequenced with standard BigDye™-Terminator chemistry using an ABI PRISM® 3130 Genetic Analyzer.

The reading length up to 750 bp was excellent up to 900 bp could be analyzed.

Data kindly provided by Dr. A. Kocyan, Systematic Botany, Ludwig-Maximilian University Munich, Germany

Principle

With the **NucleoSpin® Extract II** method, DNA binds in the presence of chaotropic salt to a silica membrane. The binding mixture is loaded directly onto **NucleoSpin® Extract II** columns. Contaminations like salts and soluble macromolecular components are removed by a simple washing step with ethanolic buffer NT3. Pure DNA is finally eluted under low ionic strength conditions with slightly alkaline buffer NE (5 mM Tris-HCl, pH 8.5).



Ordering Information

Product		Cat. No.
NucleoSpin® Extract II	10/50/250 preps	740609.10/50/250
Buffer NTC for purification of single stranded DNA	100 ml	740654.100
Buffer NTB for purification of samples containing SDS	150 ml	740595.150

Distributed by:

KATEN300031
Fly ExtractII en3/15/0/10.2006 PD
Printed in Germany

MACHERY-NAGEL

MACHERY-NAGEL GmbH & Co. KG · Neumann-Neander-Str. 6-8 · 52355 Düren · Germany

Germany
Tel.: +49 (0) 24 21 969-270
e-mail: tech-bio@mn-net.com

USA
Tel.: +1 610 559 9848
e-mail: sales-us@mn-net.com

France
Tel.: +33 (0) 3 88 68 22 68
e-mail: sales-fr@mn-net.com

Switzerland
Tel.: +41 (0) 62 388 55 00
e-mail: sales-ch@mn-net.com



NucleoSpin® Extract II